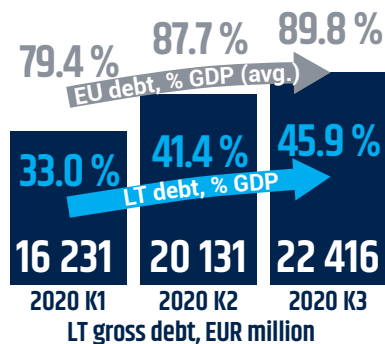
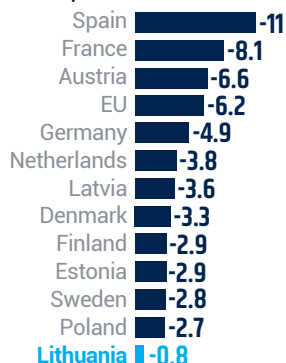


## KEY INDICATORS CRISIS/OPPORTUNITIES

### GDP, DEBT <sup>(1)</sup>



### GDP, CHANGE IN 2020 <sup>(2)</sup>



### FINANCIAL ACCOUNTS <sup>(3)</sup>

**EUR 18.15 billion** – deposits of residents (2021-01)

**EUR 9.4 billion** – deposits of non-financial corporations (2021-01)

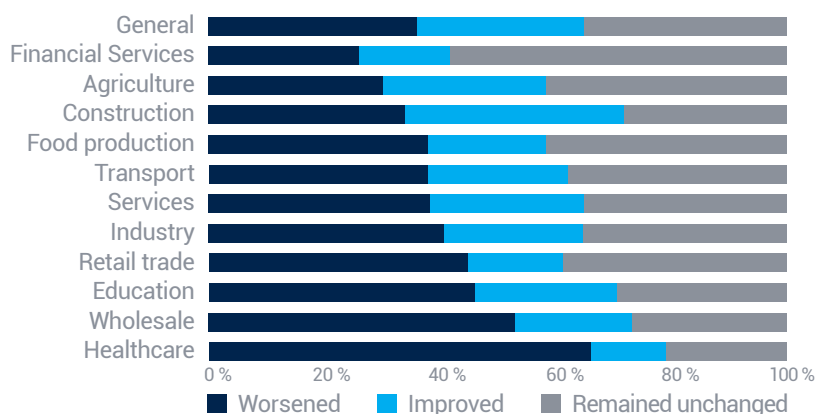
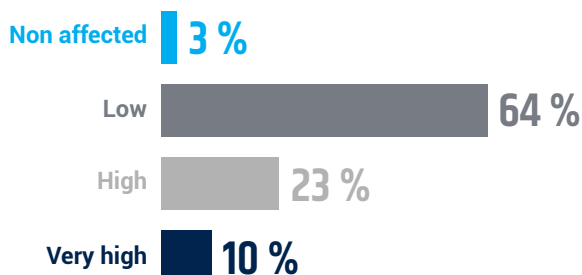
**EUR 17.1 billion** – loans received by non-financial corporations. They decreased 5.6 % (2020K2) compared to the same period last year

Annual deposits growth was 17 %. This is the highest growth rate in the last 10 years

Annual growth was 29 %. This is the highest growth rate in the last 10 years

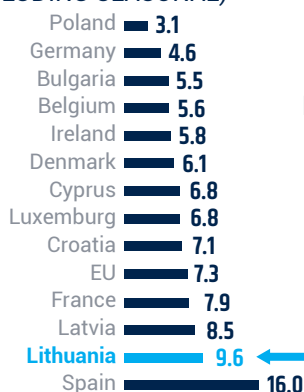
There has been no such decrease in loans since 2011

## EFFECT OF COVID-19 ON COMPANIES (COVID-19 EFFECT + BANCRUPTCY RISK) <sup>(4)</sup>




## UNEMPLOYMENT

### UNEMPLOYMENT RATE 2021-01, % (INCLUDING SEASONAL) <sup>(5)</sup>



### AVERAGE ANNUAL, THOUSAND <sup>(6)</sup>



### JOB VACANCIES, THOUSAND <sup>(7)</sup>



### UNEMPLOYED, THOUSAND

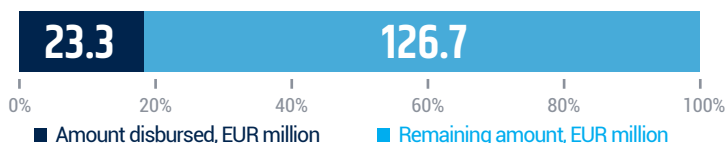


In 2020, immigrants ~43 thousand\* + Youth employment (15-24 years) (trade and services)  
\*incomplete data

## PROGRESS MONITORING, START 2021. INTENSITY, 2021-03-10

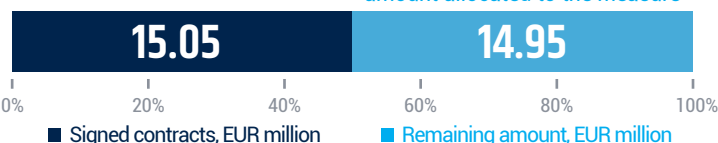
### BUSINESS AID PACKAGE

Subsidies, allocated EUR 150 million <sup>(8)</sup>



Direct Covid-19 loans, allocated EUR 30 million <sup>(9)</sup>

Applications received for the full amount allocated to the measure



Sources: (1) Eurostat, 2021-03-12. Internet access: [https://ec.europa.eu/eurostat/databrowser/view/gov\\_10q\\_ggdebt/default/table?lang=en](https://ec.europa.eu/eurostat/databrowser/view/gov_10q_ggdebt/default/table?lang=en)

(2) Eurostat. GDP change in 2020, 2021-03-11, Internet access: [https://appsso.eurostat.ec.europa.eu/nui/show.do?dataset=naida\\_10\\_gdp&lang=en](https://appsso.eurostat.ec.europa.eu/nui/show.do?dataset=naida_10_gdp&lang=en);

(3) The Bank of Lithuania: 2021-03-12. Internet access: <https://www.lb.lt/lt/gvventoju-indeliai>; <https://www.lb.lt/lt/moniu-indeliai>; <https://www.lb.lt/lt/naujienos/ne-finansu-bendroviu-indeliai-augo-sparciausiai-per-pastaruosius-desimt-metu>;

(4) Scorfir presentation in Webinar "Crises anatomy, impact on the economy and aid for business", 2021-02-04. Internet access: <https://www.youtube.com/watch?v=Ml5ysjCjFZY>;

(5) Eurostat. Unemployment by gender and age – monthly data, 2021-03-12. Internet access: [https://ec.europa.eu/eurostat/databrowser/view/une\\_rt\\_nv/default/table?lang=en](https://ec.europa.eu/eurostat/databrowser/view/une_rt_nv/default/table?lang=en);

(6) Department of Statistics Lithuania. Employment of the population and unemployment, 2021-02-20. Internet access: <https://osp.stat.gov.lt/statistiniu-rodikliu-analize?indicator=S3R050#/>;

(7) Employment service. Lithuanian Labour Market January 2021. Internet access: <https://uzt.lt/wp-content/uploads/2021/02/LIETUVOS-DARBO-RINKA-2021-01.pdf>;

(8) STI. Subsidies for enterprises, 2021-03-10. Internet access: <https://www.vmi.lt/evmi/subsidijos-verslui>;

(9) Funds used by INVEGA, 2021-03-10. Internet access: <https://invega.lt/lt/covid-19/invegos-panaudotos-lesos/>.